

National HIDTA Program

Disrupting the Marketplace,
Demonstrating Results

Testimonials From Law Enforcement Organizations

- “...Moving the HIDTA program to OCDETF will do nothing to enhance law enforcement and will hinder the continuation of partnerships and innovation that the HIDTA program has fostered.”
-National Alliance of State Drug Enforcement Agencies
- “...These proposals will severely weaken the federal, state and local partnerships that have developed over the years in combating California’s drug problem and the successes achieved.”
-California Sheriff’s Association
- “...We were shocked and extremely disappointed when we learned that the fiscal 2006 federal budget proposal included reducing HIDTA funding by over 50% and moving it from a neutral environment in ONDCP’s Office of State and Local Affairs to the U.S. Department of Justice...These changes do not reflect the collective expertise available in law enforcement.”
-Utah Law Enforcement Administrators and Directors

Testimonials From Law Enforcement Executives

- “HIDTA was formed, as you have heard, as a grass-roots program designated to promote interagency cooperation between federal, local and state agencies. That is occurring every day in Phoenix...”

-Phoenix Chief of Police Jack Harris

- “Ending the successful HIDTA formula that law enforcement has worked on for years will jeopardize major cases, networking, leads and partnerships which have proven to work...”

-Baltimore Police Commissioner Leonard Hamm

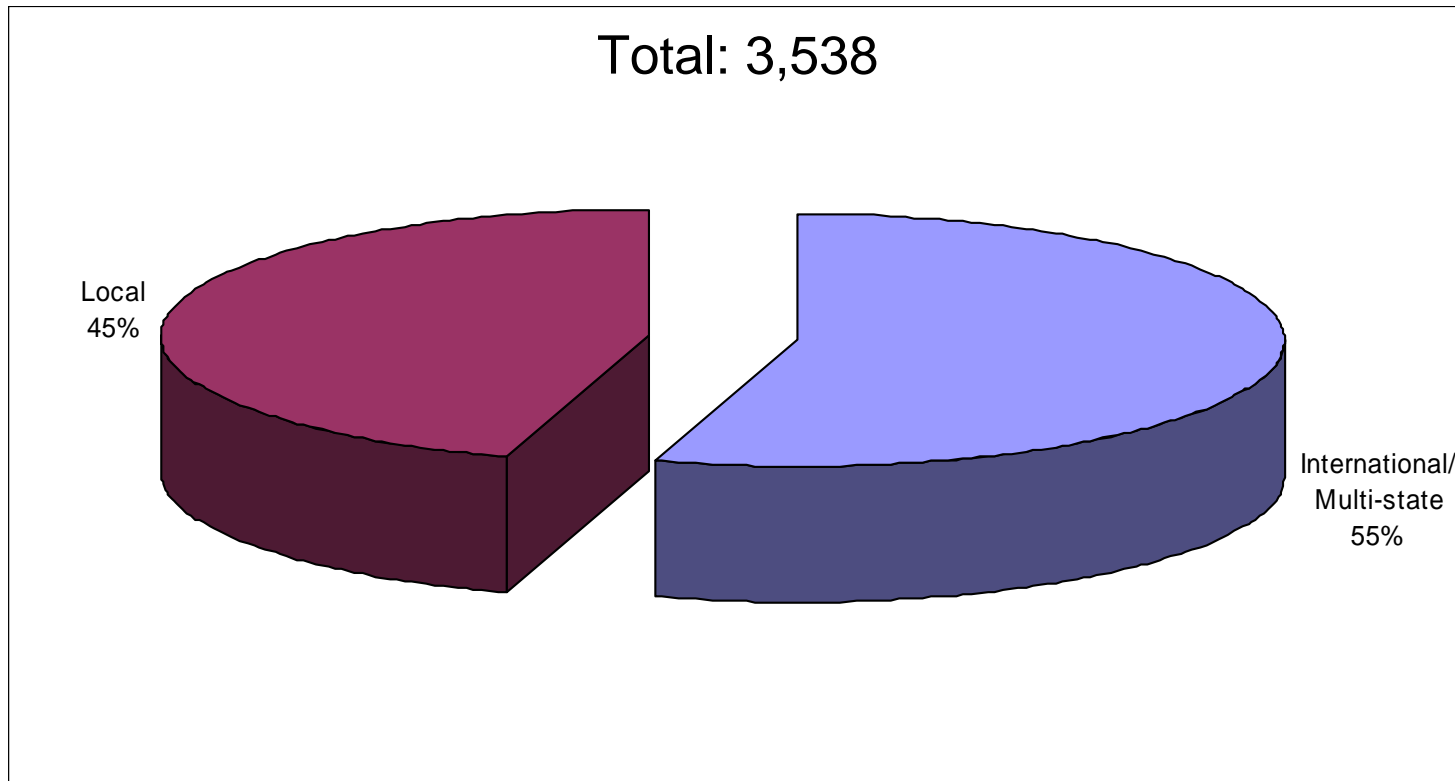
- “By eviscerating the HIDTA program and moving the remaining funds to OCDETF, we risk returning to the days when cooperation among law enforcement was episodic rather than systematic, delivered on a case-by-case basis, and found to be generally ineffective in disrupting drug trafficking on our streets and in our neighborhoods....”

- Houston Chief of Police Harold Hurtt

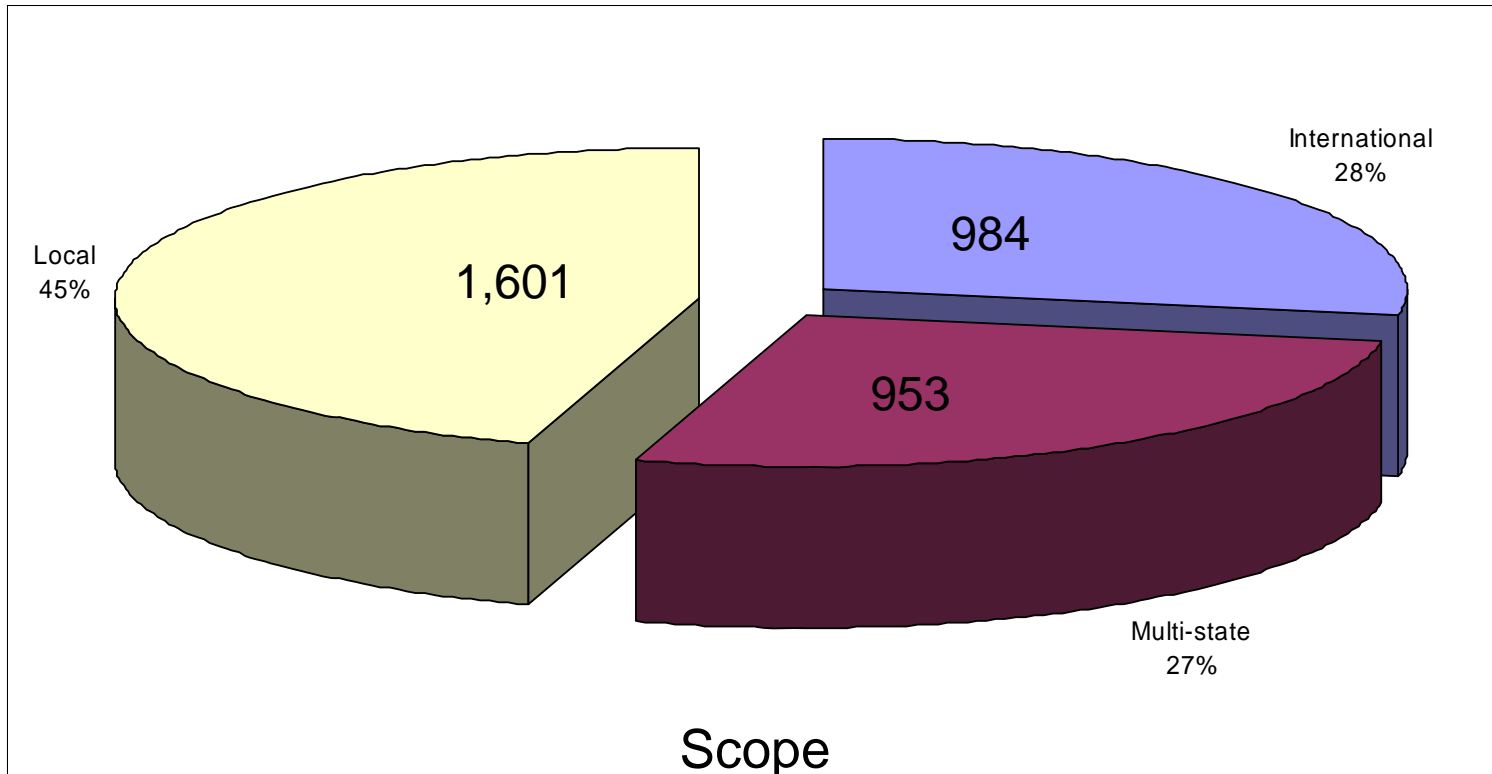
HIDTA Program Goals

1. Disrupt the market for illegal drugs by dismantling or disrupting drug trafficking and/or money laundering organizations; and
2. Improve the efficiency and effectiveness of HIDTA initiatives.

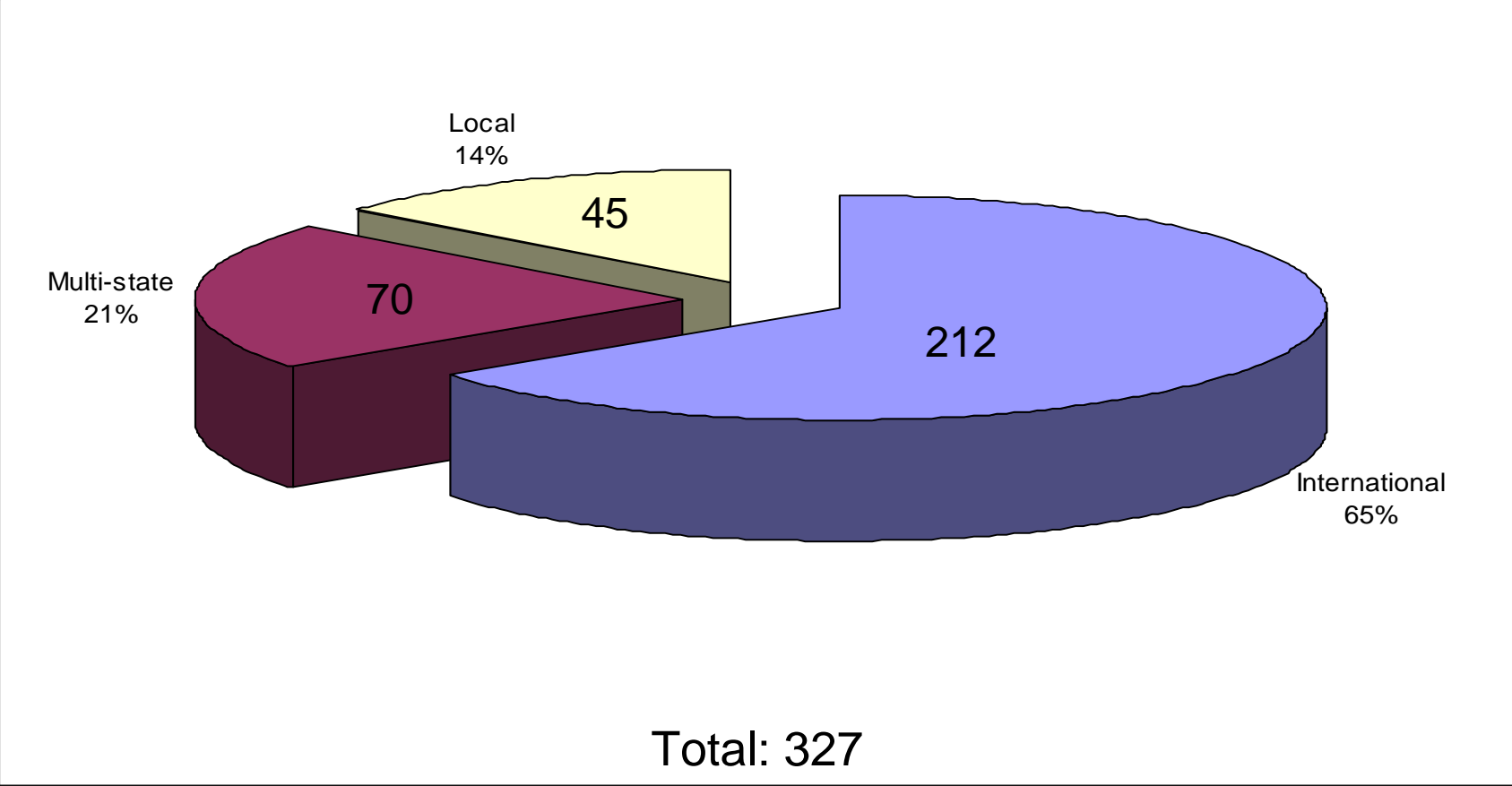
Drug Trafficking Organizations Disrupted or Dismantled



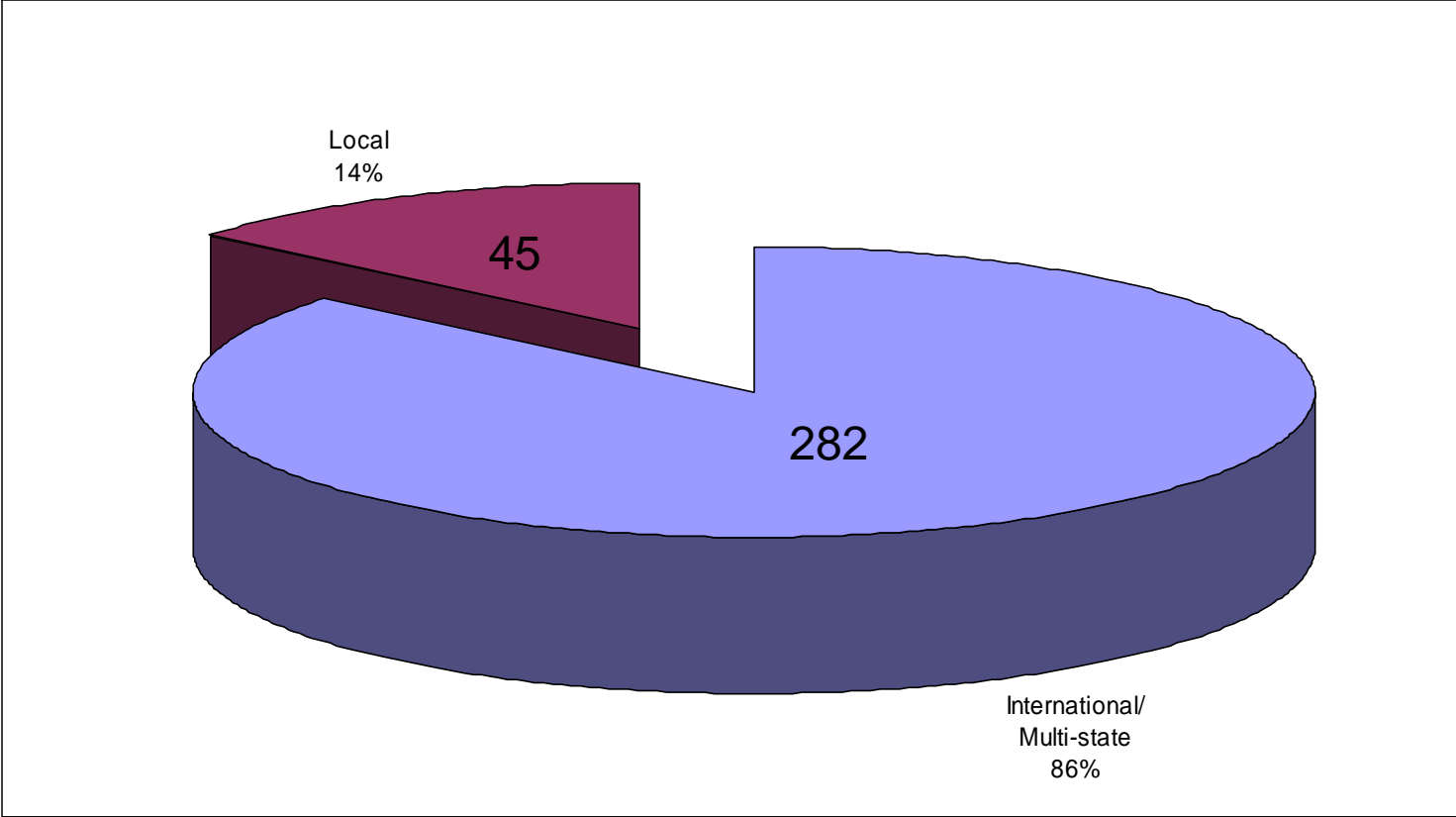
Drug Trafficking Organizations Disrupted or Dismantled



Money Laundering Organizations Disrupted or Dismantled



Money Laundering Organizations Disrupted or Dismantled



Efficiently Removing Drugs From the Marketplace

National HIDTA Program ROI for Drugs Seized in 2004				
2004 Budget	Baseline Drug Wholesale Value	Targeted Drug ROI	Drug Wholesale Value Removed From Market	Actual Drug ROI
\$176,835,426	\$7,850,517,376	\$44	\$10,553,375,029	\$60

The **Wholesale Value** of Drugs Permanently Removed From the Marketplace is **\$10.5 Billion**

Every **\$1 Invested** in the HIDTA Law Enforcement Initiatives Yielded a **\$60 Return**

Taking the Profit Out of Drug Trafficking

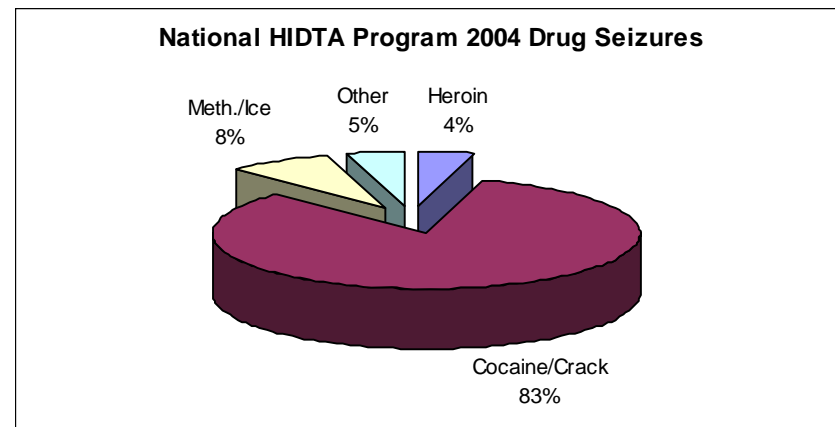
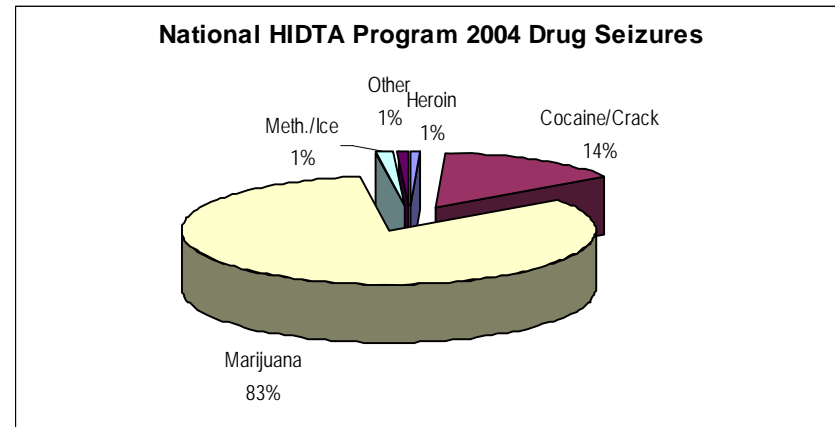
National HIDTA Program ROI for Assets Seized in 2004				
2004 Budget	Baseline Value of Drug Assets	Targeted Asset ROI	Value of Drug Assets Removed From Market	Actual Asset ROI
\$176,835,426	\$413,892,967	\$2	\$497,194,296	\$3

Seized Almost Half of a Billion Dollars in Drug Profits

Every **\$1 Invested** in the HIDTA Law Enforcement Initiatives
Yielded a **\$3 Return**

Drugs Removed from the Marketplace

National HIDTA Program Drugs Removed from the Marketplace, 2004		
Drug Seized (kg or D.U.)	Amount Seized (kg/D.U.)	Wholesale Value
heroin kg	1,245	78,576,662
cocaine HCL kg	77,596	1,504,301,339
crack cocaine kg	2,224	23,549,947
Marijuana (commercial, hydroponic, plants & grows)	1,109,933	8,722,851,447
methamphetamine kg	7,840	129,103,774
methamphetamine ice kg	332	11,225,258
ecstasy (MDMA) (D.U.s)	1,282,680	14,695,115
other: <u>Pseudoephedrine/Ephedrine</u>	29,105	56,890,252
other: <u>OxyContin/Hydrocodone</u>	10,839	318,761
Total Wholesale Value		\$10,553,375,029



Methamphetamine Moves East

National HIDTA Program Clandestine Methamphetamine Laboratories Dismantled in 2004			
(Cost per Ounce)			
Lab Size	Targeted	Dismantled	Value of Labs Dismantled
A. Less 2 Oz	3,314	3,241	\$5,698,212
B. 2 - 8 Oz	847	2,085	\$8,086,544
C. 9 Oz - 1 Lb	222	217	\$1,871,603
D. 2 - 9 Lbs	319	310	\$18,105,663
E. 10 - 20 Lbs	49	847	\$167,421,600
F. Over 20 Lb	16	16	\$3,249,728
Total	4,767	6,716	\$204,433,350

Methamphetamine Moves East

Methamphetamine Labs Dismantled Less than 2 oz Production		
HIDTA	Dismantled	Value of Labs
Midwest	1,352	\$1,825,200
Gulf Coast	492	\$1,295,928
Northwest	299	\$343,850
Appalachia	288	\$921,600
Oregon	249	\$199,200
Southwest Border	143	\$238,924
Rocky Mountain	138	\$241,500
Los Angeles	106	\$137,800
Central Florida	93	\$334,800
Central Valley	39	\$48,360
Northern California	19	\$19,950
Hawaii	15	\$78,000
North Florida	3	\$7,200
Washington/Baltimore	3	\$3,600
Chicago	2	\$2,300
Total 04	3,241	\$5,698,212

Methamphetamine Moves East

Methamphetamine Labs Dismantled 2 -9 lbs production		
HIDTA	Dismantled	Value of Labs
Southwest Border	112	\$8,233,702
Northwest	79	\$3,997,400
Oregon	57	\$2,006,400
Midwest	19	\$1,128,600
Los Angeles	18	\$1,029,600
Central Valley	9	\$491,040
Rocky Mountain	7	\$539,000
North Texas	3	\$119,625
Northern California	2	\$92,400
North Florida	2	\$211,200
Appalachia	1	\$140,800
Gulf Coast	1	\$115,896
Total 04	310	\$18,105,663

Methamphetamine Moves East

Methamphetamine Labs Dismantled 10 - 20 lbs production		
HIDTA	Dismantled	Value of Labs
Southwest Boarder	800	\$160,396,800
Los Angeles	26	\$4,056,000
Central Valley	11	\$1,636,800
Northern California	5	\$630,000
Oregon	2	\$192,000
Midwest	1	\$162,000
Northwest	1	\$138,000
Rocky Mountain	1	\$210,000
Total 04	847	\$167,421,600

Clandestine Laboratory Activities

National HIDTA Program Clandestine Laboratory Activities in 2004			
	# Targeted for Activity	# Identified	% Identified
Suspicious Precursor/Essential Chemical Transactions*	7,723	7,534	98%
Laboratory Dump Sites	2,704	2,728	101%
Chemical/Glassware Seizures	1,620	1,601	99%

Better Trained Investigators and Analysts for More Effective Investigations

- National HIDTA Program Trained Over 78,000 students in 2004
 - 430,838 student hours
 - Cost per student classroom hour = \$8

Providing Advanced Analytical Support for Improved Case Results

National HIDTA Program Investigations Supported in 2004		
# Investigations Targeted for Analytical Support	# Investigations Provided Analytical Support	% Targeted Investigations Supported
16,860	34,172	203%

Unsurpassed Information Sharing for More Effective Coordination

National HIDTA Program Initiative Investigations Referred in 2004				
Total HIDTA Initiative Investigations	# Initiative Investigations Targeted for Referral	# HIDTA Initiative Investigations Referred to Other HIDTAs	# HIDTA Initiative Investigations Referred to Other Agencies	Total Initiative Investigations Referred
24,792	5,700	1,435	6,166	7,601

HIDTA is Taking Information Sharing to a New Level

Fugitives Targeted and Apprehended

National HIDTA Program Fugitives Targeted and Apprehended in 2004		
# Targeted	# Apprehended	Apprehended % of Targeted
8,776	12,108	138%